

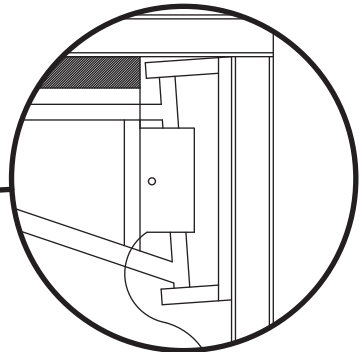
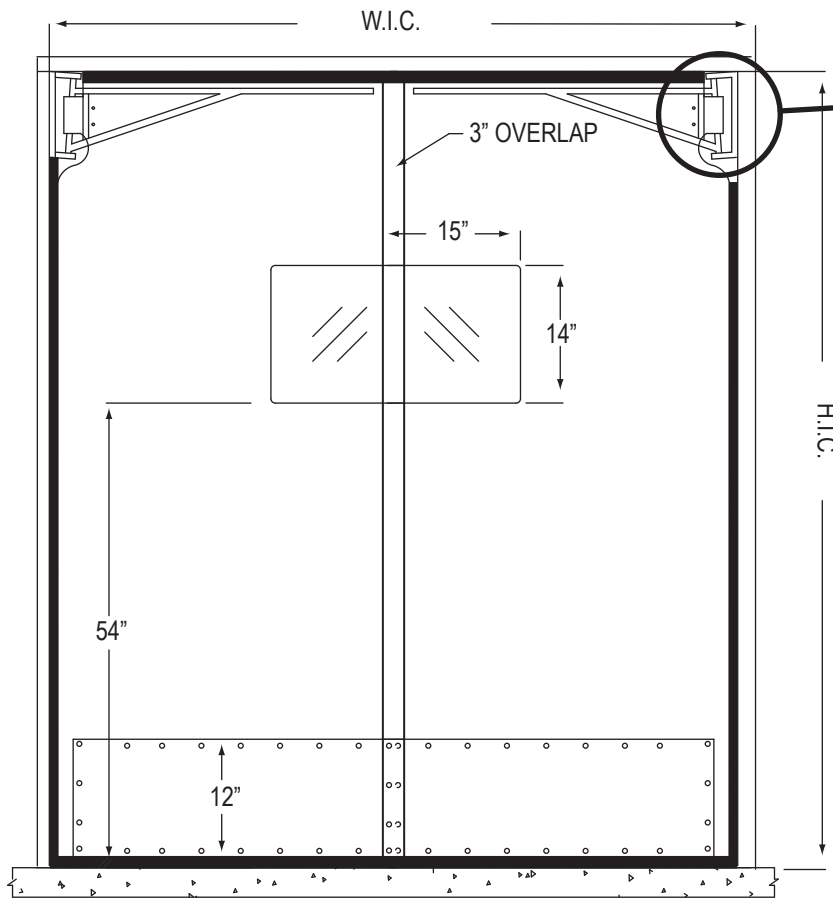
DOUBLE ACTING "FLEXIBLE" TRAFFIC DOOR

National ACCESS DESIGN LLC

513-351-3400

fax: 866-300-4539

sales@NationalAccessDesign.com



TOP MOUNTED GRAVITY HINGE

Doors to be constructed from one ply heavy nylon reinforced vinyl.
 Standard features are:

- SDSS Hinge.
- 15" x 14" C-frame Windows.
- Full Perimeter Wiper Seal.
- 12" high HDPE scuff plates. (color is black or green) with Stainless Steel rivets.

DOOR SPECIFICATION

Opening Width _____ x Height _____

Qty. _____

BI-PARTING

SINGLE PANEL

L R

COLOR OPTIONS

BLACK

BLUE

POLYCARBONATE WINDOWS

15"x14" (STANDARD)

22" x 22"

OTHER

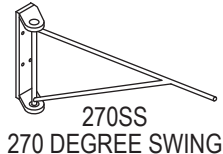


WINDOW LOCATION

C-FRAME (STANDARD)

CENTERED

OFFSET



Charges will be assumed by buyer for changes or cancellations to work in process. Buyer hereby accepts responsibility for all sizes and dimensions. This order will not be processed until all acknowledgement forms are signed and returned.

Specification accepted by: _____

Date: _____

NAD - 500 FLEX DOOR

JOB NAME/LOCATION

CUSTOMER/LOCATION

CUST. ORDER NO.

CUST. PO ORDER NO.