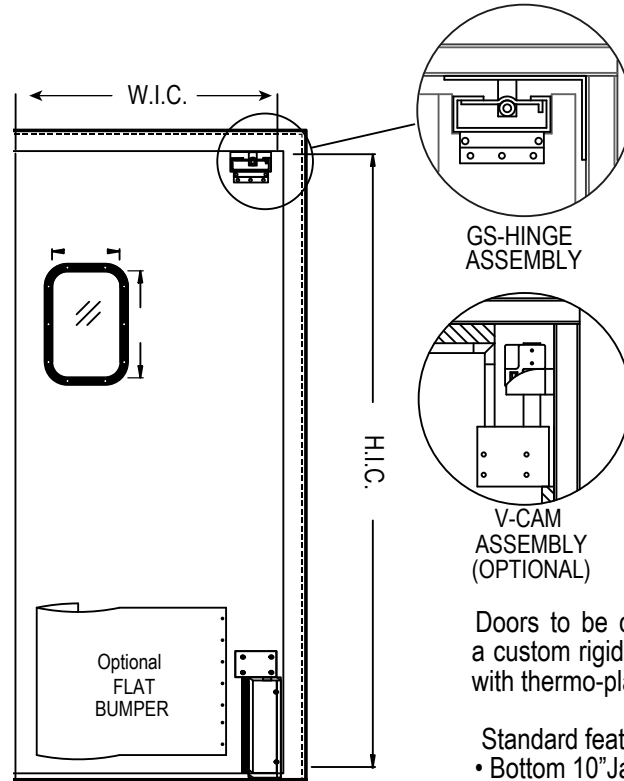


DOUBLE ACTING "INSULATED" TRAFFIC DOOR



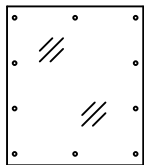
GS-HINGE ASSEMBLY

V-CAM ASSEMBLY (OPTIONAL)

Optional FLAT BUMPER

Doors to be constructed from a custom rigid P.V.C. extrusion with thermo-plastic facings.

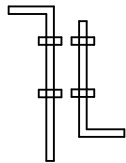
- Standard features are:
- Bottom 10" Jamb Guard.
 - 9"x14" Vacuum formed window frames.
 - Fully insulated, 1 3/4" thick panels.



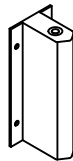
PLASTIC IMPACT PLATE




LOCKING COLLAR



CANE BOLTS



10" JAMB GUARD



FB-TEARDROP BUMPER

National ACCESS DESIGN LLC
 513-351-3400 fax: 866-300-4539 sales@nationalaccessdesign.com
 NationalAccessDesign.com

DOOR SPECIFICATION

Opening Width _____ x Height _____

Quantity _____

SINGLE PANEL
 L R

THERMOPLASTIC FACINGS COLOR OPTIONS

BLACK	WHITE	
BEIGE	DK.GRAY	BROWN
CANYON BLUE	LT.GRAY	GREEN

TEARDROP BUMPERS (BLACK HDPE STANDARD)

FB12"	FB18"	FB24"	FB30"
FB36"	FB42"	FB48"	

IMPACT PLATES (BLACK ABS STANDARD)

PL12"	PL18"	PL24"	
PL30"	PL36"	PL42"	PL48"

WINDOW SIZES

10"x30"	9"x14" (STD)
14"x16"	22"x22"

HARDWARE OPTIONS

JG 10" SS	WASH DOWN
SPRING COMPENSATORS	
CANE BOLTS	

Charges will be assumed by buyer for changes or cancellations to work in process. Buyer hereby accepts responsibility for all sizes and dimensions. This order will not be processed until all acknowledgement forms are signed and returned.

Specification accepted by: _____

Date: _____

8000 - 8000V

JOB NAME/LOCATION

CUSTOMER/LOCATION

CUST. ORDER NO.

CUST. P.O. NO.