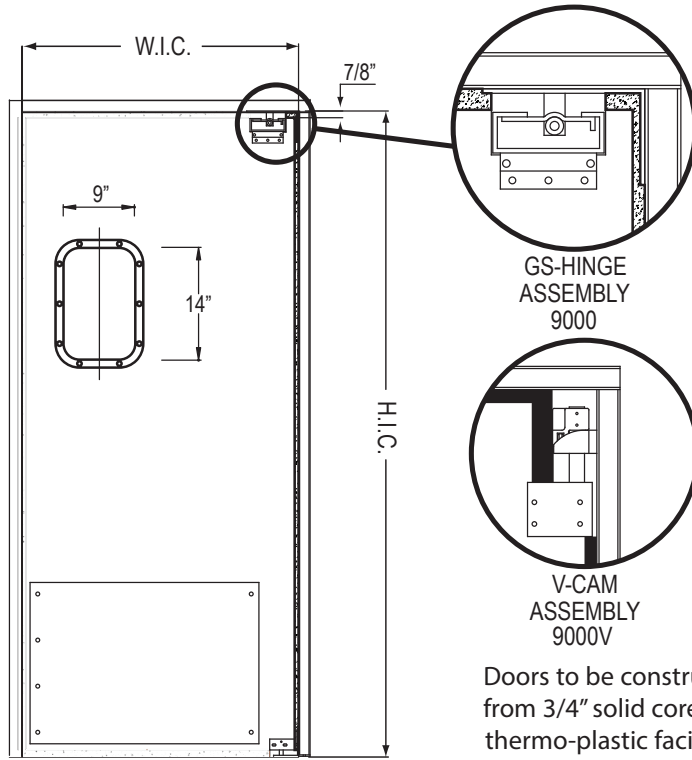


DOUBLE ACTING "RIGID" TRAFFIC DOORS



GS-HINGE
ASSEMBLY
9000

V-CAM
ASSEMBLY
9000V

Doors to be constructed from 3/4" solid core with thermo-plastic facings.


Standard features are:

- GS Hinge - Bottom Pin - 9000
- V-CAM - 10" Jamb Guard - 9000V
- 9"x14" Vacuum formed Window Frames.

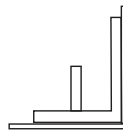
*CAFE DOOR ON SEPARATE SPEC SHEET.



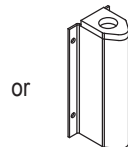
LOCKING COLLAR



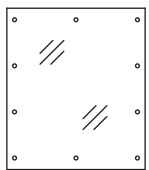
CANE BOLTS




BOTTOM PIN



JAMB GUARD



PL - IMPACT PLATE



TEARDROP BUMPER



SPRING COMPENSATOR
For V-CAMS

Charges will be assumed by buyer for changes or cancellations to work in process. Buyer hereby accepts responsibility for all sizes and dimensions. This order will not be processed until all acknowledgement forms are signed and returned.

Specification accepted by: _____

Date: _____

National ACCESS DESIGN LLC

513-351-3400 fax: 866-300-4539 sales@nationalaccessdesign.com

NationalAccessDesign.com

DOOR SPECIFICATION

Opening Width _____ x Height _____

Qty. _____

SINGLE PANEL L R

THERMOPLASTIC FACINGS COLOR OPTIONS

WHITE	BLACK	BEIGE
CANYON BLUE	BROWN	RED
GREEN	LT. GRAY	DK.GRAY

IMPACT PLATES (STANDARD BLACK ABS)

PL12"	PL18"	PL24"
PL30"	PL36"	PL42"
PL48"		

OTHER IMPACT OPTIONS

STAINLESS STEEL ALUM. DIAMOND TREAD PLATE

TEARDROP BUMPER (STANDARD BLACK ABS)

FB12"	FB18"	FB24"	
FB30"	FB36"	FB42"	FB48"

WINDOW SIZES

9"x14"	14"x16"
22"x 22"	10"x30"

EDGE TRIM

RIGID PVC
FULL GASKET

HARDWARE OPTIONS

BOTTOM PIN (STANDARD 9000)
JG-10 (10") (STANDARD 9000V)
CANE BOLT
PULL HANDLE LOCKING COLLARS
SPRING COMPENSATOR

NAD Model 9000 & 9000V

JOB NAME/LOCATION

CUSTOMER/LOCATION

CUST. ORDER NO.

CUST. PO ORDER NO.